

FORKLIFT SAFETY (Powered Industrial Trucks)

PURPOSE

To ensure the safety and health of our employees and others working around us and by reducing cost associated with accidents by providing a forklift policy and training outline. Safety is the E Light's top priority; we need to strive to protect each and every worker. This can only be done through strict compliance and training of our employees.

Only authorized employees are permitted to operate fork trucks, tractors, forklifts, and other material moving vehicles. If riding or operating this type of equipment is not your job, stay off. Compliance with all recognized safety practices for powered industrial trucks is mandatory.

It is your responsibility to report to your supervisor immediately any unusual condition or damage to your fork truck or to any company property.

SCOPE

The Forklift Safety Program applies to all employees (permanent, temporary, and contractors) who operate forklifts and other powered material handling equipment at our work locations.

PROGRAM RESPONSIBILITIES

Program Administrator

The Director of Education and Loss Prevention is the program administrator and will be responsible for reviewing, evaluating, and updating this program.

Supervisors

Supervisors are responsible for:

- Ensuring employees comply with this program.
- Only permitting employees who have been qualified through training and assessment to operate a forklift.
- Conducting operator evaluations and assessments.
- Ensuring that employees who are found to have insufficient skills or understanding of safe forklift operation receive retraining before continuing to operate.
- Observing forklift operations on their crew or projects and addressing any unsafe

practices.

- Ensuring that all reported equipment defects are promptly addressed.
- Participating in forklift incident investigations.
- Reporting incidents to the Director of Education and Loss Prevention.

Forklift Operators

Operators are responsible for:

- Only operating the equipment for which they have been specifically trained and authorized.
- Operating in a safe manner, consistent with the requirements of this program.
- Conducting pre-shift inspections and documenting the inspection on the appropriate form.
- Reporting all equipment malfunctions and/or maintenance needs to their supervisor immediately.
- Wearing a seatbelt at all times while operating the equipment.
- Notifying their supervisor if they begin taking a medication that could affect their ability to safely operate a forklift.
- Assessing and evaluating jobsite hazards daily. Operators must complete a daily Job Hazard Analysis prior to operation.
- Know the rated capacity of the equipment and the total weight of the load to be lifted.
- Read the Operator's Manual prior to operating the equipment. Ask supervisor or trainer if they have any questions or if they do not understand information in the manual.

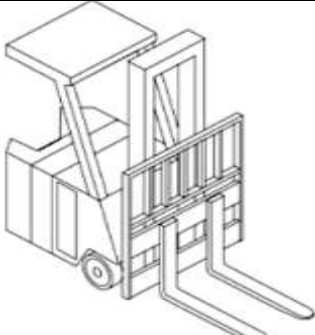
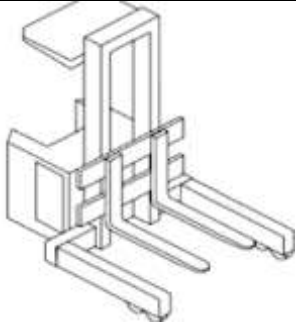
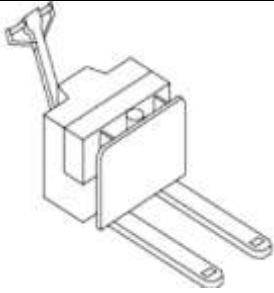

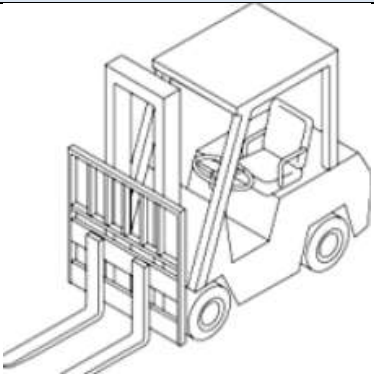
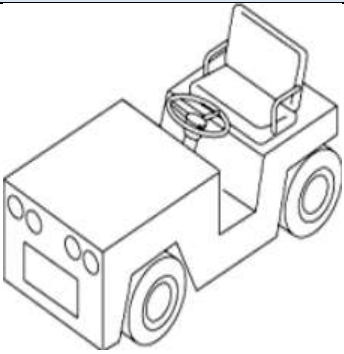

GENERAL INFORMATION

Forklift operating is vastly different than operating a motor vehicle, for example most forklifts are much heavier and utilize rear wheel steering. Which sets it apart from many other types of equipment that may be operated on a site.

Other differences can be identified such as length and height as well as a forklift's primary function is to lift things. This makes it different from a motor vehicle because there are many more controls and things to be attentive to, to ensure the safe operation of a forklift.

There are seven (7) classes of Powered Industrial Trucks (PIT's). The 7 classes consist of the following:

Forklift Classification Examples

			
<p>Class I Example: Electric Motor Rider Truck</p>	<p>Class II Example: Electric Motor Narrow Aisle Truck</p>	<p>Class III Example: Electric motor hand trucks or hand/rider trucks</p>	<p>Class IV Example: Internal combustion engine truck (solid/cushion tires)</p>
			
<p>Class V Example: Internal Combustion Engine Truck (pneumatic tires)</p>	<p>Class VI Example: Electric and internal combustion engine tractors</p>	<p>Class VII Example: Rough terrain forklift trucks</p>	

FORKLIFT OPERATION

In addition to safe operation practices and regulatory requirements covered in our training program, this section emphasizes specific areas of concern.

Pre-Operation Inspection

1. Inspections are to be completed at the start of your shift using a checklist. The checklist is to be submitted to your supervisor daily.

2. Unsafe forklifts are to be removed from service, and tagged with an out-of-service tag until they are repaired. Defects shall be reported immediately. Do not attempt to repair the defective item yourself. Forklifts shall not be operated if a fuel system or hydraulic leak is present.
3. Objects must not be placed over the overhead guard which impairs the operators' overhead vision.
4. Safety devices such as backup alarms, flashing lights, etc. shall not be disabled.
5. The operator shall check and document the condition of the following:

Brakes	Controls
Air filter	Seat belt and ROPS
Engine oil and coolant	Safety devices
Belts, fan and guards	Back up alarm
Fuel tank cap	Manufacturer's placard
Welds and structural components	Fork/attachment condition
Boom condition and operation	Horn
Tires/wheels	Mast
Charging system	Lights
Wiring	Windshield & Wipers
Hydraulic system	Clutch
Hydraulic oil level	Guards
	Fire extinguisher

Jobsite Hazards

Before operation, check work areas for:

- Muddy, slippery surfaces.
- Overhead and side clearances.
- Dust, smoke or fog which could impair vision.
- Weather conditions.
- Overhead Power Lines.
- Obstructions.

- Pedestrian and equipment traffic
- Open excavations.
- Rough terrain.

Operators are required to complete a Job Hazard Analysis for forklift operation at the beginning of each shift.

Mounting and Dismounting

1. Be alert for uneven, rocky, muddy or slick conditions, and take proper precautions.
2. Keep boots or shoes as free as possible of all grease, mud, ice, water, etc.
3. Use handholds and set points, keeping three points of contact at all times.
4. Keep both hands free. Do not try to carry anything while mounting and dismounting.
5. Face machinery while mounting or dismounting.
6. Do not jump when dismounting.

Machine Starting

1. Place controls in the Neutral/Hold/Locked position. Ensure brake is set.
2. Sound horn. (Once-Start, Twice-Move forward, three times-Reverse).
3. Start engine from the operator's seat.
4. After starting engine, check gauges and instruments to ensure everything is operating properly.
5. Follow manufacturer's recommended starting procedures. REFER TO THE OPERATOR'S MANUAL.
6. Never smoke or have an open flame around starting fluids.
7. Check braking system, transmission, steering, speed control, operation of boom, attachments, doors, etc.
8. Immediately report defects to your supervisor.

Operating Procedures

1. Use of a seatbelt is required.
2. No passengers are permitted to ride on forklifts.
3. Always use three points of contact when climbing onto or off a forklift.
4. The operator will never place his/her arms or legs between the uprights of the mast or outside the running lines of the forklift.
5. People are not to be lifted on the forks, on pallets, or on other material.
6. No horseplay.
7. Keep all parts of the body within the cab of the forklift.
8. Never operate the forklift without being in the driver's seat.
9. Fire doors, access to stairways, fire extinguishers and emergency exits must always be kept clear.
10. No person will be allowed to stand or pass under the elevated portion of any forklift, whether loaded or empty.
11. When ascending or descending grades in excess of 10 percent, loaded trucks will be driven with the load upgrade. Unloaded trucks will be operated on all grades with the load engaging means downgrade. On all grades, the load and load engaging means will be tilted back and raised only as far as necessary to clear the road surface.
12. The operator must always look in the direction of travel and keep a clear view of the path of travel.
13. The load must be carried as low as practical; typically 6-10" above the operating surface.

Loading/Stacking

1. Never exceed the rated capacity of the forklift.
2. A load backrest extension must be used whenever necessary to minimize the possibility of the load or part of the load from falling rearward.
3. Unbanded units or small objects must not extend above the load backrest.
4. Extreme care must be used when tilting the load forward or backward especially when high tiering. An elevated load will not be tilted forward except when the load is in a

deposit position over a rack or stack of material.

5. Unsafe containers and pallets shall be removed from service.
6. The operator must always be aware of overhead hazards.
7. After removing an elevated load from a stack always lower the load before turning.
8. Ensure that your forks are long enough to adequately support your load.

Traveling

1. Never drive up to anyone standing in front of a bench or other fixed object.
2. Forklifts must always be operated at a safe speed based on site specific conditions such as the condition of the operating surface, stability of the load, vehicle and pedestrian traffic, slope, etc. which may warrant operating at a slower speed.
3. If the load being carried obstructs forward view, the operator must travel in reverse with the load trailing or use a spotter.
4. Operator must slow down at all intersections and sound the horn at blind intersections.
5. Never drive over loose objects.
6. Slow down on wet or slippery floors

Housekeeping

The operating surface must be kept free of debris and loose objects.

Machine Shut-Down

1. Select appropriate area to park equipment.
2. Put the directional lever in neutral.
3. Set the parking brake.
4. Completely lower the forks.
5. Idle engine for 5 minutes for gradual cooling. This is especially important for turbocharged engines
6. Turn off the forklift.

7. After the engine is shut off, move all hydraulic levers. If any vehicle movement is detected, a problem MAY exist and your supervisor should be advised immediately. DO NOT put the vehicle into service until the problem has been fixed.
8. Take the key and return it to its proper place.

Refueling

1. Refueling is not permitted while the engine is running.
2. Only refuel in designated areas.
3. Do not use open flames to check the fuel level. Verify the type of fuel the lift uses.
4. Do not smoke near or during refueling of the equipment.
5. Ensure proper environmental protective measures are taken to prevent spill avoid topping off the tank.
6. Ensure the gas cap is replaced prior to starting the engine.
7. Site-Specific Refueling Policy must be adhered to.

Pedestrian Safety

1. During employee orientation all employees are to be instructed about how to work safely in forklift operating areas.
2. Forklifts are to yield right of way to pedestrians whenever possible.
3. Pedestrians must always keep at least 10 feet away from forklifts unless the operator has parked the forklift.
4. Beware of tail swing. Keep pedestrians at least 10 feet away before you start to drive.
5. Approach blind intersections or turns carefully and sound your horn.
6. Check behind (both sides) before backing up.

Use of Attachments

1. Forklifts using attachments must have a capacity plate specific for that attachment.
2. The attachment must be correctly mounted on the forklift.

3. A personnel basket is an attachment

Use of Personnel Baskets

1. The preferred method for lifting personnel is to use an aerial lift, scissorlift, or other type of aerial work platform.
2. The basket must be constructed according to ANSI B56.1 (e.g. with standard handrails and midrails, seven foot high screen back so personnel can't contact the various parts of the mast).
3. When using personnel baskets they must be:
 - a. Firmly attached to the carriage.
 - b. An operator must remain in the driver seat while employees are in the basket.
 - c. The forklift shall not travel from point to point with the work platform elevated at a height greater than 4 feet while workers are on the platform.

MAINTENANCE AND REPAIR

1. Forklifts that are unsafe to operate shall be immediately removed from service. An out-of-service tag shall be placed on the steering wheel until necessary repairs can be made to return the forklift to a safe operating condition. For rental equipment – The vendor shall be contacted so that repairs can be made.
2. Owned Equipment - Maintain maintenance records for each forklift for the life of the machine. The mechanic shall review the operators' pre-operation inspection checklists daily.
3. E Light personnel shall not attempt to perform unauthorized and unqualified repairs on equipment.

E LIGHT FORKLIFT SAFETY POLICY

1. Only authorized, trained personnel are permitted to operate forklifts.
2. Before operating make a visual inspection of the entire forklift and look for possible problems. Check fluid levels.
3. The hydraulic fluid level should be checked with the boom fully lowered and retracted. Check for hydraulic leaks using a piece of cardboard rather than your bare hand.
4. Never move a load above the heads of other employees or over vehicle cabs.
5. Be aware of all obstructions and or people in front, behind, or on the sides of traveling

vehicle. Operator shall sound the horn:

- Once upon starting.
- Twice prior to forward movement.
- Three Times prior to reversing Never allow riders on a forklift.

6. Horseplay, racing, and stunt-driving is forbidden.
7. Seat belt must be worn at all times during operation unless wearing a seat belt would prove hazardous (such as operating on a dock over water).
8. All warning labels must be on the machine and in a legible condition. Keep to the right on aisles and roadways.
9. **Slow down, sound horn, and proceed with caution** at cross aisles, intersections, and turns. Safeguard pedestrians at all times sound horn and allow the pedestrian plenty of clearance.
10. **Always look to the rear before backing up.** Travel forward when possible. If the load you are carrying obstructs your forward view, then travel with the load trailing. Always back down ramps or inclines. Keep your load as low as possible.
11. A safe distance, approximately three truck lengths, shall be maintained between moving vehicles.
12. Racing, stunt driving or any other form of horseplay is absolutely forbidden, and could be grounds for disciplinary action up to and including termination.
13. Always keep hands, arms, and feet inside the running lines of your vehicle.
14. On a forklift, arms or legs shall not be placed between the uprights of the mast on a vertical mast forklift.
15. Any time you leave your vehicle, lower the load, shut the power off, set the brakes, and remove the key.
16. **Be sure that your vehicle is in a safe position when it is parked.**
17. Do not park on ramps. On forklifts, the forks shall be fully lowered, and controls neutralized.
18. The forklift must be properly shut down any time the operator must leave the cab. Do not operate any vehicle with wet or greasy hands or feet.

19. **Do not** let your vehicle **idle** for a long period of time **inside** a building. Avoid running over loose objects on the floor or roadway.
20. Avoid sudden or jerky starts or stops. Make allowance for the momentum of the load.
21. Loads must be secure to prevent shifting when emergency action is required.
22. Do not drive up to anyone standing in front of a bench or other fixed object. Tampering with the truck's governor or electrical system is strictly prohibited.
23. When placing loads, do not block aisles, electrical control panels, or fire protection equipment.
24. **Do not attempt to turn** your vehicle around **on ramps or incline**
25. Spinner knobs must not be attached to steering hand wheels of trucks not originally equipped with such.
26. While negotiating turns, speed shall be reduced to a safe level.
27. Other trucks traveling the same direction at intersections, blind spots, or other dangerous locations shall not be passed.
28. The operator will look in the direction of travel and keep alert.
29. A spotter will be used in congested areas or whenever the operator's vision is obstructed, and backward travel is not feasible or would prove hazardous. Spotters will remain a minimum of 10 ft. from the equipment while it is in use.
30. Spotters shall not place themselves in a position where they could be crushed or injured by the equipment or load.
31. Passengers shall not be permitted to ride on powered industrial trucks or towed equipment.
32. **Extreme care** shall be used when tilting the load forward or backward, particularly when high tiering.
33. An overhead guard shall be used as protection against falling objects. Make sure your industrial truck is compatible to the environment it is used in, i.e., flammable vapor areas or enclosed areas without ventilation.
34. Operators of material moving vehicles are required to run them at a safe speed at all times. Employees shall be instructed to watch out for equipment when walking through buildings, yards or construction areas. Employees shall not walk beside the equipment while it is in motion. Do not talk to the operator of a vehicle until he has stopped

because he needs to keep his mind on what he is doing to avoid an accident.

35. Operators of material moving vehicles are instructed not to transport loads which are unstable or above the rated capacity of their vehicles. If you are helping to load them, cooperate with the operator by observing these rules.
36. **Never use** the forklift or similar vehicle **as a work platform** or allow yourself to be hoisted from one level to another **unless a specially designed platform is provided** and you have been authorized to use the vehicle in this way.
37. If you are authorized to ride in a fork truck or other material-moving vehicle, do not allow any part of your body to hang over the edge. Do not jump off a vehicle in motion; wait until it stops. Do not ride in a material moving truck with unsecured loads.
38. Always come to a complete stop at blind corners and before entering doorways, unless a mirror provides the operator with clear vision around the corner.
39. **Do not overload** your power fork truck or endeavor to transport loads, which are **above its rated capacity**. Don't lift unstable loads. They should be re-piled, banded, or otherwise secured.
40. The operator's manual for each forklift shall be present on the lift at all times. Each forklift shall be used for its designed and intended purpose.
41. Telehandlers – The manufacturers Load Chart must be referenced and adhered to for each lift.
42. Forklift trucks, with or without loads, should **travel with forks about six inches to eight inches above the floor**. Never attempt to lift or lower loads while traveling. The tilt control should be used to bring the center of gravity of the load closer to the drive wheels, as this keeps the load from spilling
43. Bridge plates between docks and trucks or freight cars must be sufficiently wide, strong, and securely anchored. Truck operators should drive over plates slowly. Do not get your truck too close to the edge of the loading dock.
44. Never butt loads with the forks or with the rear end of the truck.
45. Operators shall not block fire aisles, access to stairways, or fire equipment.
46. The operator's manual for each forklift shall be present on the lift at all times. Each forklift shall be used for its designed and intended purpose.
47. After driving a power truck into an elevator, **turn the motor off and set the brakes**.
48. Do not take a dive. Stay away from the edge of loading docks and open trenches. One

little slip and you can be hurt or killed.

49. Never drive into a truck or trailer unless the brakes are firmly set and/or wheels chocked.
50. Any modifications which could affect the capacity, stability, or safe operation of the lift shall not be performed without written approval from the manufacturer. Only manufacturer-approved attachments may be used.
51. Forklift shall not be operated in atmospheres containing a hazardous concentration of acetylene, butadiene, ethylene oxide, hydrogen (or gases or vapors equivalent in hazard to hydrogen, such as manufactured gas), propylene oxide, acetaldehyde, cyclopropane, diethyl ether, ethylene, isoprene, or unsymmetrical dimethyl hydrazine (UDMH)
52. Ease into load so as not to damage goods, operator, or co-workers by unbalancing object causing it to overturn.
53. To maintain proper balance, load should be centered and forks should be near the outside edges and all the way under the load. Do not attempt to lift a load with only one fork.
54. Load should be tilted back until it rests securely for traveling
55. Mount machine using grab rails and steps while facing machine, maintaining a three-point contact with steps and grab rails.
56. If traveling on ramp not designed for a forklift, you should back the load down in low gear. Also never turn sideways on an incline.
57. When parking machine, lower forks so they are flat on the ground and apply brake before leaving machine.
58. Report faulty truck performance to your supervisor immediately. Use a soapy solution to check for propane leaks.
59. Never attempt to change a liquid propane tank inside of a confined space.

OPERATOR PRE-QUALIFICATION

All forklift operator candidates must meet the following basic requirements prior to starting initial or refresher training:

- Any employee operating a powered industrial truck (including forklift's and UTV's) on E Light property or an E Light project must have a valid US driver's license. The operator must carry their license on their person at all times. Any time an operator's driver's license is expired or suspended, the operator shall immediately notify their supervisor and E Light Safety.
- The employee must have no uncorrectable hearing loss that would impair the safe operation of the forklifts.
- The employee must have no physical limitations that would impair the safe operation of the forklifts.
- The employee must have no neurological disorders that affect balance or consciousness.
- The operator must not use any medication that affects perception, vision, or balance.

TRAINING AND EVALUATION

Operator training, evaluation, and certification shall be conducted by designated personnel who have the knowledge, training, and experience to train powered industrial truck operators and evaluate their proficiency.

In addition to these criteria, trainers must successfully pass E Light's forklift training module and be at least one of the following:

- E Light Supervisor.
- Qualified Third-Party trainer or manufacturer's representative.

Training shall be documented using the Forklift Operator Evaluation Form.

No employee shall be permitted to operate a lift prior to being trained, evaluated, and authorized by an E Light authorized trainer.

Training shall be specific to the type of forklift employees shall be permitted to operate.

Who is authorized to train?

In addition to these criteria, trainers must successfully pass E Light's forklift training module and be at least one of the following:

- E Light Supervisor
- Qualified trainer or manufacturer's representative

Evaluation:

Operators will receive a formal and documented evaluation at least once every three years.

RETRAINING/REFRESHER TRAINING:

Operators will receive refresher training any time:

The operator is observed operating in an unsafe manner or not following this policy.

The operator is involved in a Near Miss or Incident.

An evaluation reveals that the operator is in need of refresher training.

When an Operator is assigned to a new type or model of forklift.

This retraining shall be limited to the forklift and only cover the topics that are different from the previously operated forklift (I.E. capacity ratings, safe operation, controls, hazards, etc.).

TRAINING OUTLINE:

Training shall consist of a classroom portion and a hands-on practical application portion.

Classroom training shall cover the following:

1. OSHA 1910.178 training requirements
2. Operating instructions, warnings, and precautions
3. Differences between truck and automobile
4. Controls and instrumentation
5. Engine and motor operation
6. Steering and maneuvering
7. Visibility
8. Fork and attachment adaptation, operation and use limitations
9. Vehicle capacity
10. Vehicle stability
11. Vehicle inspection and maintenance
12. Operating limitations
13. Powered industrial truck classifications
14. Workplace related topics:
15. Hazardous locations
16. Ramps and sloped surfaces
17. Closed environments
18. Unique or hazardous environmental conditions
19. Rough terrain forklifts
20. Vehicle inspection and maintenance
21. Operator's Manual
22. Engine or motor operation

23. Front steering vs. rear steering
24. 4-wheel steering and crab steering
25. Job site hazards
26. Controls and instrumentation
27. Visibility
28. Stability
29. Vehicle capacity
30. Operating limitations
31. Basic safety rules
32. Rules of operation
33. E Light Forklift Policy
34. Review / Written Examination

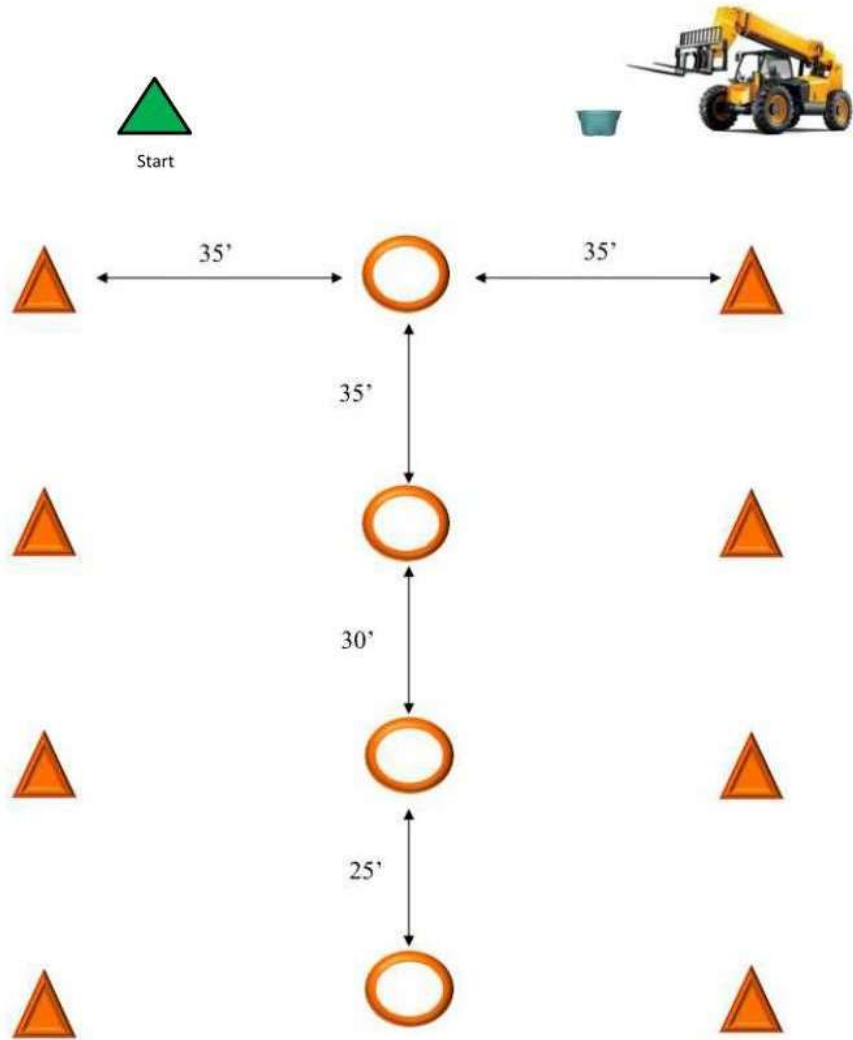
Employees must pass the written test with a score of **80%** or better before being allowed to take the hands-on field training. Employees will be given the opportunity to discuss any questions they missed on the written test.

Trainees will be provided with an opportunity to apply his/her theory knowledge to physical practice through hands-on experience with the operation of the forklift.

Field training will consist of:

1. Inspecting the equipment
2. Utilizing operator's manual and load chart
3. Guiding forks into a pallet
4. Picking and placing multiple pallets.
5. Utilizing a spotter
6. Ensuring the load is properly balanced before and throughout the lift.
7. Position of the load while traveling
8. Traveling and stopping the equipment without shifting the load.
9. A 150-gallon trough will be carried on a pallet.
10. Maneuvering the forklift in a figure 8 pattern in both forward and reverse direction with an obstructed view.
11. A piece of cardboard will be attached to the front of the lift, obstructing the operator's view.
12. Placing the load on the ground and backing out of the load
13. Identifying potential hazards
14. After completing an assessment of skills demonstrated, trainees will be presented with a certificate of completion. Training records shall be kept on-site, and copies submitted to E Light's Safety Coordinator.

HANDS ON TRAINING OBSTACLE COURSE EXAMPLE:



1. PERFORMANCE EVALUATION FOR OPERATION OF FORKLIFT

	SATISFACTORY	UNSATISFACTORY
1. Demonstrates knowledge of safe Working procedures.	_____	_____
2. Demonstrates proper inspection Techniques checking:		
-Mast and forks.	_____	_____
-For cracks and damage.	_____	_____
-For loose or missing parts.	_____	_____
-Tires and wheels.	_____	_____
-For leaks.	_____	_____
-Hoses and belts.	_____	_____
-Fluid levels.	_____	_____
-Operating controls.	_____	_____
3. Demonstrate procedures for Starting forklift and testing Controls:		
-Ensures park brake is set.	_____	_____
-Move levers and controls to neutral.	_____	_____
-Sounds horn-waits ten (10) seconds.	_____	_____
-Starts engine.	_____	_____
-Monitors instruments and gauges.	_____	_____
-Tests park brake.	_____	_____
-Tests service brake.	_____	_____
-Checks steering.	_____	_____
4. Demonstrates proper procedures for placing forklift in motion:		
-Fasten seat belt.	_____	_____
-Sounds horn and waits	_____	_____
-Raises forks to travel height.	_____	_____
-Selects proper direction of travel.	_____	_____
-Releases parking brake.	_____	_____
-Accelerates slowly & smoothly.	_____	_____
5. Makes necessary fork adjustments for load to be handled.	_____	_____

SATISFACTORY UNSATISFACTORY

6. Demonstrates proper operational

Procedures for:

-Positioning to lift.

-Inching.

-Lifting load.

-Traveling with load.

-Turning with load.

-Stopping with load.

-Changing direction safely.

-Positioning to lower.

-Lowering

7. Demonstrates proper parking

Procedures.

-Selects safe area.

-Sets parking brake.

-Lowers forks to safe position

-Places controls to NEUTRAL

-Stops engine.

NOTE:

If an employee fails this test, the employee must be retrained and retake the test. If the employee does not pass the test the second time, they will not be permitted to operate a forklift for E Light Electric Services, Inc.

NOTE: This evaluation should be submitted using iAuditor and the Forklift Evaluation Template.

NOTE: All projects shall have the OSHA Forklift Operations Poster displayed prominently in an area where employees gather and on all communication boards for the project.

FORKLIFT SAFETY QUIZ

1. Once you are trained you can operate any type of forklift.
 - a. True
 - b. False
2. Forklift training is important because
 - a. It is the law
 - b. It protects the workers
 - c. It reduces operating costs
 - d. All of the above
3. If an operator is involved in an accident or near miss, he/she must receive refresher training.
 - a. True
 - b. False
4. An operator must be evaluated at least every three years in order to continue to operate the forklift.
 - a. True
 - b. False
5. Federal OSHA requires the forklift to be inspected
 - a. Once a week
 - b. At the start of the day or shift
 - c. Once a month
 - d. Once a quarter
6. Pre-operation inspections can
 - a. Improve safety
 - b. Reduce down time
 - c. Reduce costs
 - d. All of the above
7. The major difference between automobiles and forklifts is
 - a. Forklift typically weigh more than automobiles
 - b. Forklifts use rear wheel steering
 - c. Forklifts do not carry passengers
 - d. All of the above
8. The operator's manual is required to be on the machine at all times.
 - a. True
 - b. False
9. A legible capacity plate is always to be mounted on the machine.

- a. True
 - b. False
10. It is OK to add an attachment without the written approval of the manufacturer as long as you purchase or rent it from a reputable source.
- a. True
 - b. False
11. All warning labels must be on the machine and in a legible condition.
- a. True
 - b. False
12. The hydraulic fluid level should be checked with the boom fully lowered and retracted.
- a. True
 - b. False
13. Check for hydraulic leaks using a piece of cardboard rather than your bare hand.
- a. True
 - b. False
14. The primary sources of fuel for a forklift are:
- a. Gasoline
 - b. Liquid propane
 - c. Diesel
 - d. All of the above
15. Liquid propane fuel is lighter than air.
- a. True
 - b. False
16. When parking a LP powered forklift for an extended period of time always:
- a. Shut off the service valve
 - b. Avoid high heat sources
 - c. Avoid parking in confined spaces
 - d. All of the above
17. When refueling a forklift, you should:
- a. Have a fire extinguisher nearby
 - b. Do not smoke
 - c. Shut off the engine
 - d. All of the above

18. LP tanks can be replaced in confined spaces.
- a. True
 - b. False
19. What will happen if the service valve on an LP tank is opened to quickly?
- a. The fuel supply line could burst
 - b. The back-pressure check valve will close
 - c. The engine will not restart
 - d. The fuel supply valve will freeze open
20. The best way to check for propane leaks is
- a. By smell
 - b. Use a soapy solution
 - c. Use a match or a lighter
 - d. Look real close
21. When fueling a gasoline or diesel forklift, always fill the tank completely full.
- a. True
 - b. False
22. Checking the tightness of existing bolts with a torque wrench is not always reliable because of thread corrosion
- a. True
 - b. False
23. Never replace a liquid or solid filled tire with and an air-filled tire.
- a. True
 - b. False
24. Hoisting a near capacity load on the end of one fork can damage the fork.
- a. True
 - b. False
25. Front-end attachments have no effect on the capacity of the machine.
- a. True
 - b. False
26. The operator is not required to wear a seat belt when:
- a. Moving the forklift from one end of the yard to the other
 - b. Maneuvering the machine for repairs
 - c. Operating the machine inside a container or trailer

- d. Using a seat belt would prove more hazardous than not wearing one
27. A horn is not required as long as you have a backup alarm.
- a. True
 - b. False
28. Using the frame sway control is a good way to level the machine when you are boomed up high and you need to level the load in order to get out from under it.
- a. True
 - b. False
29. When defects are noted during the pre-operation inspection, it is OK to continue to use the forklift until the job is completed.
- a. True
 - b. False
30. The stability of the forklift is based on what principle?
- a. Principle of gravity
 - b. Principle of stability
 - c. Principle of balance
 - d. Principle of momentum
31. The balancing point of the forklift is:
- a. The counterbalance
 - b. The front wheels
 - c. The back wheels
 - d. The mast
32. Which is not one of the principle offsetting weights on an internal combustion engine forklift?
- a. Counterweight
 - b. Forks and boom
 - c. Engine
 - d. Transmission
33. The point in a forklift around which all the weight is evenly distributed is
- a. The weight of the load
 - b. The center of gravity
 - c. The balancing point
 - d. The stability pyramid
34. The center of gravity is always at the physical center of the load.
- a. True
 - b. False
35. When a load is lifted, the center of gravity for the forklift does not change position.

- a. True
 - b. False
36. When the boom is raised without telescoping out the machine becomes more stable front to back.
- a. True
 - b. False
37. When you lower the boom or telescope out the capacity of the machine increases.
- a. True
 - b. False
38. Leveling the machine is not necessary on loads well within the capacity of the machine.
- a. True
 - b. False
39. Which of the following is not a dynamic condition?
- a. Braking
 - b. Turning
 - c. The load
 - d. Booming down
40. What information is needed to use the load chart properly?
- a. The weight of the load
 - b. The height of placement
 - c. The radius of placement
 - d. All of the above
41. The most accurate way to obtain the weight of the load is:
- a. Weigh it
 - b. Bills of lading
 - c. Approved calculations
 - d. The internet
42. If the unit weight for plywood is 36 lbs per cubic foot and the load is 4 ft x 4 ft x 8 ft, approximately how much would it weigh?
- a. 2,200 lbs
 - b. 3,400 lbs
 - c. 4,600 lbs
 - d. 5,800 lbs
43. When operating a lift truck, it is

- a. The pedestrian's responsibility to watch out for you
 - b. Your responsibility to watch out for pedestrians
 - c. Management is responsible to keep pedestrians out of the work site
 - d. All of the above
44. The number one cause of death involving a forklift is tip over.
- a. True
 - b. False
45. The number one cause of death involving a forklift is tipover.
- a. Picking up a load that is too heavy
 - b. Driving on an incline
 - c. Going around a corner too fast without a load
 - d. Hitting an overhead obstruction
46. You should never turn a forklift with the load raised above travel height.
- a. True
 - b. False
47. To best survive a tip over you should:
- a. Wear your seat belt
 - b. Hang on tight
 - c. Lean forward and away from fall
 - d. All of the above
48. The minimum distance between the crane boom and a 50,000 volt power line is
- a. 5 Feet
 - b. 10 feet
 - c. 15 feet
 - d. 20 feet
49. If the boom or load comes into contact with a live power line, what should those on the ground do?
- a. Carefully walk up to the machine and help the operator off
 - b. Hook onto the machine and pull it out from the power lines
 - c. Keep all people away from the area surrounding the machine
 - d. Throw a rope to the operator so he can be drug away from the vehicle
50. All telescopic handlers are rated to lift personnel as long as you have an approved platform.
- a. True
 - b. False
51. Railroad tracks or curbs should be crossed at an angle.

- a. True
 - b. False
52. It is ok to leave your forklift running while out of eyesight of it as long as you have the emergency brake on, and the forks are lowered to the ground.
- a. True
 - b. False
53. How many vehicle lengths is the minimum you should maintain between you and another vehicle?
- a.1
 - b.2
 - c.3
 - d.4
54. Never drive a forklift up to anyone next to a fixed object.
- a. True
 - b. False
55. If you pick up a load and you feel the back end of the forklift start to come up, then you are probably overloaded.
- a. True
 - b. False
56. If while picking up a load and telescoping out you feel the back end of the forklift start to come up, then you should:
- a. Telescope back in
 - b. Boom down quickly
 - c. Keep telescoping out but at a much slower rate
 - d. Put a few guys on the back of the lift to add counterweight
57. If you are handling hazardous materials you must be trained in what they are, how to handle them and how to clean them up in case of a spill.
- a. True
 - b. False
58. It is better to lean out to see around a load rather than have to travel in reverse.
- a. True
 - b. False
59. When elevating personnel, only platforms built to OSHA/ANSI standards should be used.

- a. True
- b. False

60. The _____ is responsible for the safe operation of the forklift.

- a. The supervisor
- b. The employer
- c. The operator
- d. All of the above

FORKLIFT CERTIFICATION

I certify that (...Print Employees Name) has been trained and evaluated as required by the New Powered Industrial Truck Operator Training Standard dated 12-1-1998. The above employee has been trained in the Safe Operation, Warnings and Limitations, Forklift Controls, Engine Operation, Steering and Maneuvering, Forks and Attachments, and Refueling Operations. The above employee has been observed operating the vehicle in a safe manner on this date,

_____.

Trainer (Print Name) _____

Signature of Trainer Date


Employee Name (Print Name) _____

Signature of Employee Date

Please attach training evaluation forms.

COMMENTS: _____

New hired employees must be trained before the employee may operate a Power Industrial Fork Truck. All employees that operate a Forklift / Power Industrial Fork Truck must receive training and evaluation prior to operation, as outlined by 29CFR 1926.




E Light

FORKLIFT CERTIFICATION
This card certifies that

Name: _____
Has successfully passed all required elements for forklift training and testing as required by OSHA Standards on _____ for Lift

Type: _____ Model: _____

Trainer: _____




E Light

FORKLIFT CERTIFICATION
This card certifies that

Name: _____
Has successfully passed all required elements for forklift training and testing as required by OSHA Standards on _____ for Lift

Type: _____ Model: _____

Trainer: _____




E Light

FORKLIFT CERTIFICATION
This card certifies that

Name: _____
Has successfully passed all required elements for forklift training and testing as required by OSHA Standards on _____ for Lift

Type: _____ Model: _____

Trainer: _____




E Light

FORKLIFT CERTIFICATION
This card certifies that

Name: _____
Has successfully passed all required elements for forklift training and testing as required by OSHA Standards on _____ for Lift

Type: _____ Model: _____

Trainer: _____




E Light

FORKLIFT CERTIFICATION
This card certifies that

Name: _____
Has successfully passed all required elements for forklift training and testing as required by OSHA Standards on _____ for Lift

Type: _____ Model: _____

Trainer: _____




E Light

FORKLIFT CERTIFICATION
This card certifies that

Name: _____
Has successfully passed all required elements for forklift training and testing as required by OSHA Standards on _____ for Lift

Type: _____ Model: _____

Trainer: _____




E Light

FORKLIFT CERTIFICATION
This card certifies that

Name: _____
Has successfully passed all required elements for forklift training and testing as required by OSHA Standards on _____ for Lift

Type: _____ Model: _____

Trainer: _____



E Light

FORKLIFT CERTIFICATION
This card certifies that

Name: _____
Has successfully passed all required elements for forklift training and testing as required by OSHA Standards on _____ for Lift

Type: _____ Model: _____

Trainer: _____